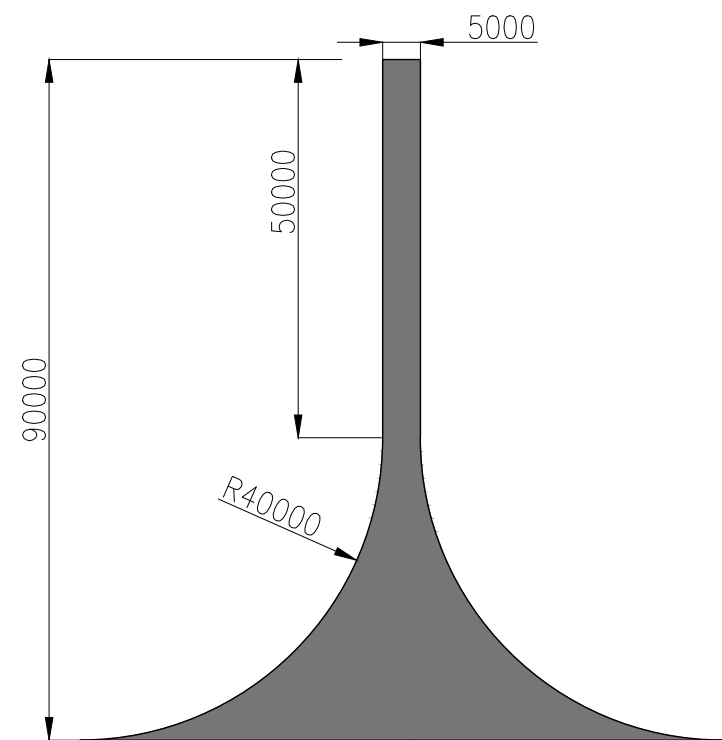
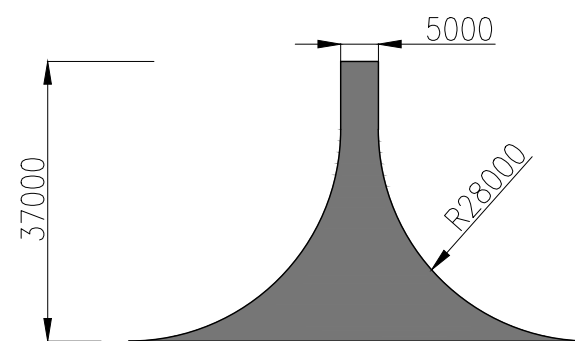


- NOTES:
 1 FIGURED DIMENSIONS ONLY TO BE TAKEN FROM THIS DRAWING.
 2 ALL DRAWINGS TO BE CHECKED BY THE CONTRACTOR ON SITE.
 3 ENGINEER TO BE INFORMED OF ANY DISCREPANCIES BEFORE ANY WORK COMMENCES.
 4 THIS DRAWING TO BE READ IN CONJUNCTION WITH ALL OTHER RELEVANT DRAWINGS AND SPECIFICATIONS.

THIS DRAWING IS NOT TO BE USED AS A CONSTRUCTION DRAWING.

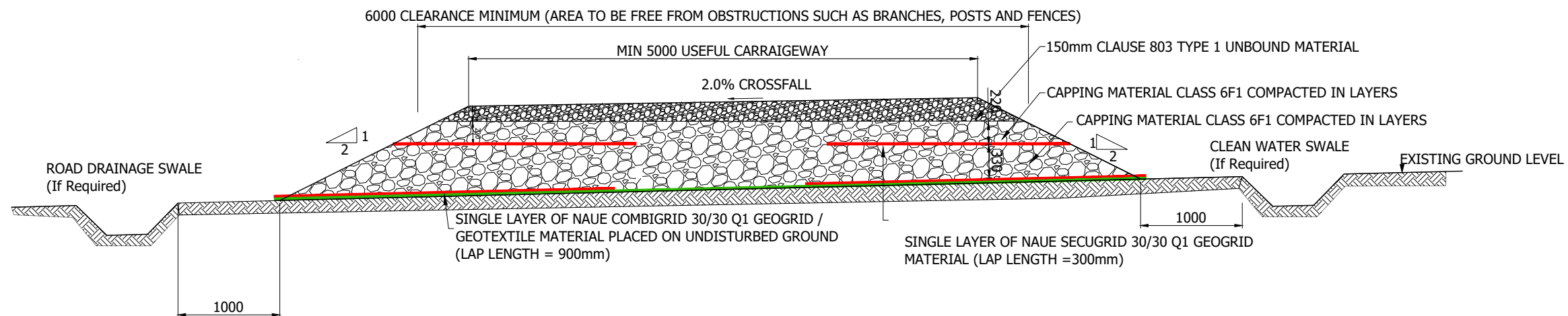


TURNING HEAD (LOADED TRAILER)
 SCALE 1:1000



TURNING HEAD (UNLOADED TRAILER)
 SCALE 1:1000

NOTE: DOUBLE CAMBER REQUIRED FOR HANDOVER



TYPICAL SECTION - TURNING HEAD- (CBR = 1%)
 SCALE 1:50

rev.	modifications	D	C	A

Client	CONSTANT ENERGY LTD			
Project	TIRAWLEY WIND FARM CO. MAYO			
Stage	PLANNING			
Title	TURNING HEAD DETAILS			
Scales	1:1,000 / 1:50 @ A3			
Surveyed JOD	Prepared JB	Checked MG / DT	Approved DK	Date APRIL 2026



© COPYRIGHT OF
 JENNINGS O'DONOVAN AND PARTNERS LIMITED
 FINISKLIN Tel (+353) 719 161 416
 SLIGO Email. info@jodireland.com
 IRELAND www.jodireland.com

Job No.	Drawing no.	Revision
6289	PL-1000	0